

Deltek[®]

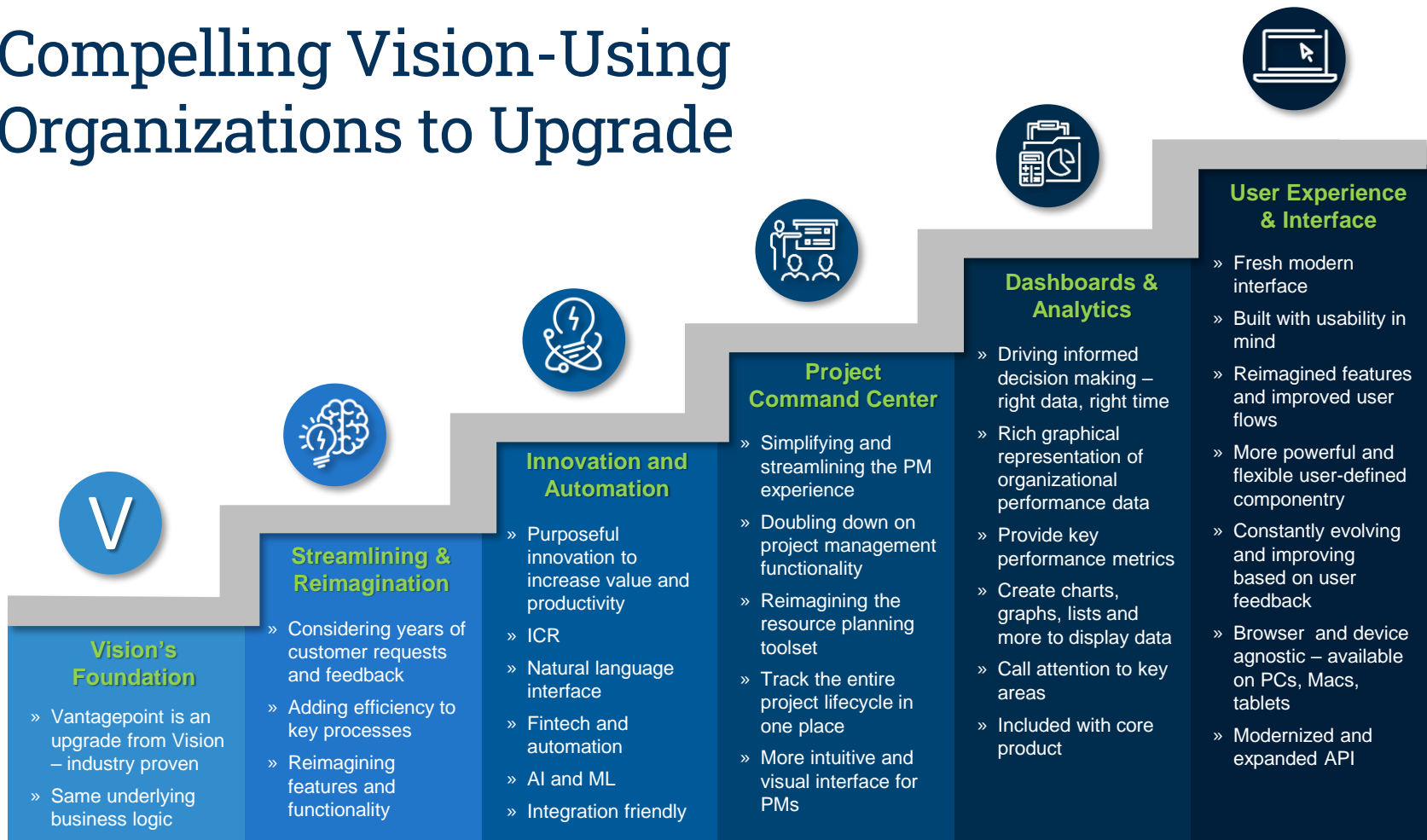
Why Vantagepoint?

Everyday Users

Melissa Coffey
Senior Product Director



Compelling Vision-Using Organizations to Upgrade



Highlights to Empower All Users



Modern Interface with
Focus on User
Experience



Easy Timesheet
Entry for Accurate,
Timely Completion



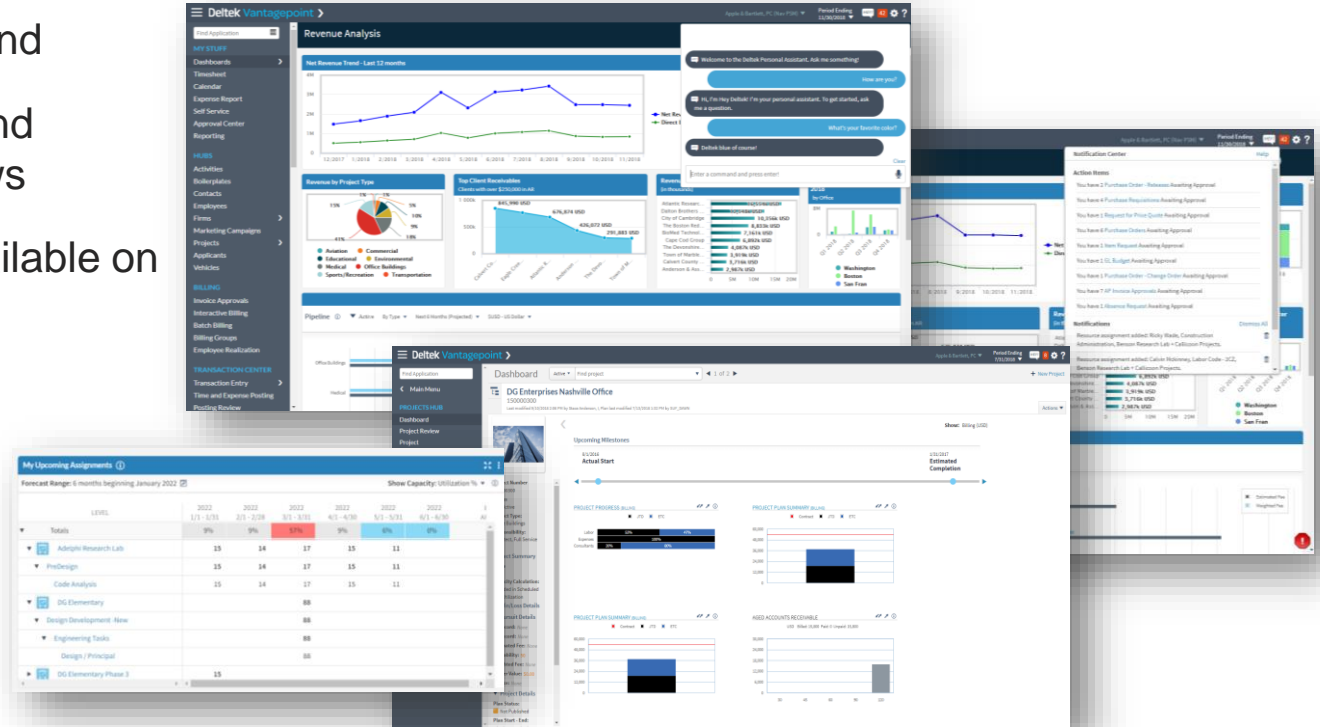
Streamlined Expense
Entry



Clear Visibility into
Key Metrics including
Utilization

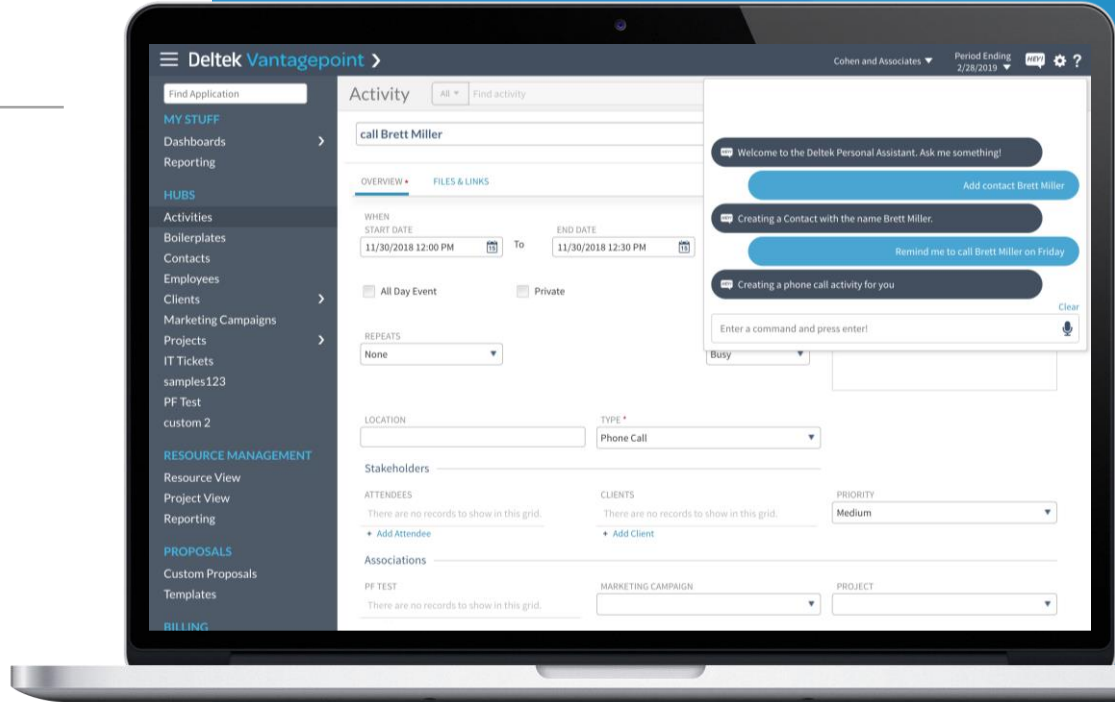
Modern Interface Focused on User Experience

- » Built with usability in mind
- » Reimagined features and improved user workflows
- » Browser agnostic – available on PCs, Macs, tablet



Hey, Deltek!

- » Meet “Hey, Deltek,” your personal virtual assistant
- » Easily find records by just asking
- » Create reminders and new activities
- » Add contacts and projects quickly
- » Save time for every user and make everyday tasks simpler

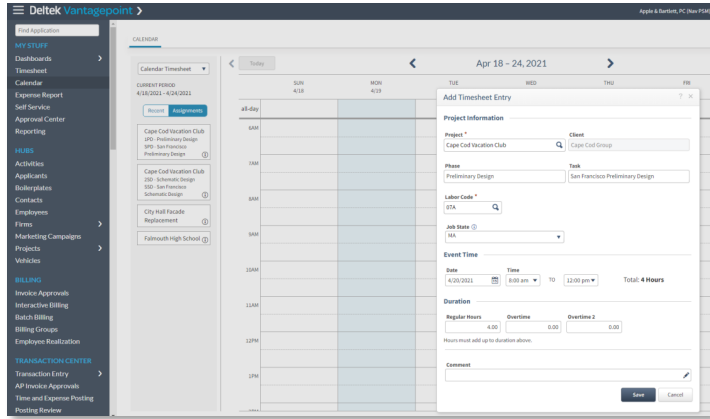


Notification Center

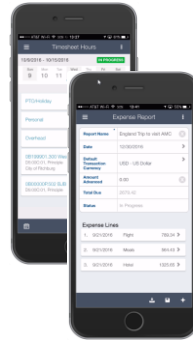
- » Clear visibility into reminders and tasks and alerts that are awaiting your attention
- » Notifications prompt users to take next step in workflow



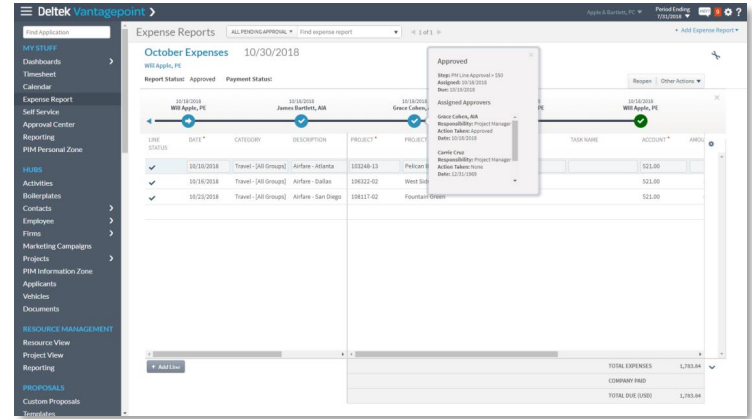
Easier Time Entry for All Users



Calendar Time Entry



Mobile Entry



Robust Approvals

Easier Time Entry for All Users

- » Expanded approval functionality consistent with Expense approvals
- » Optional start and end times by day or by project
- » User defined fields in Timesheets

The screenshot displays the Deltak Vantagepoint Expense Reports interface. The main view is titled "Expense Reports" and shows a summary for "October Expenses" as of 10/30/2018. The report status is "Approved" and the payment status is "Payment Status". The interface includes a navigation sidebar on the left with sections like "MY STUFF", "HUBS", "RESOURCE MANAGEMENT", and "PROPOSALS".

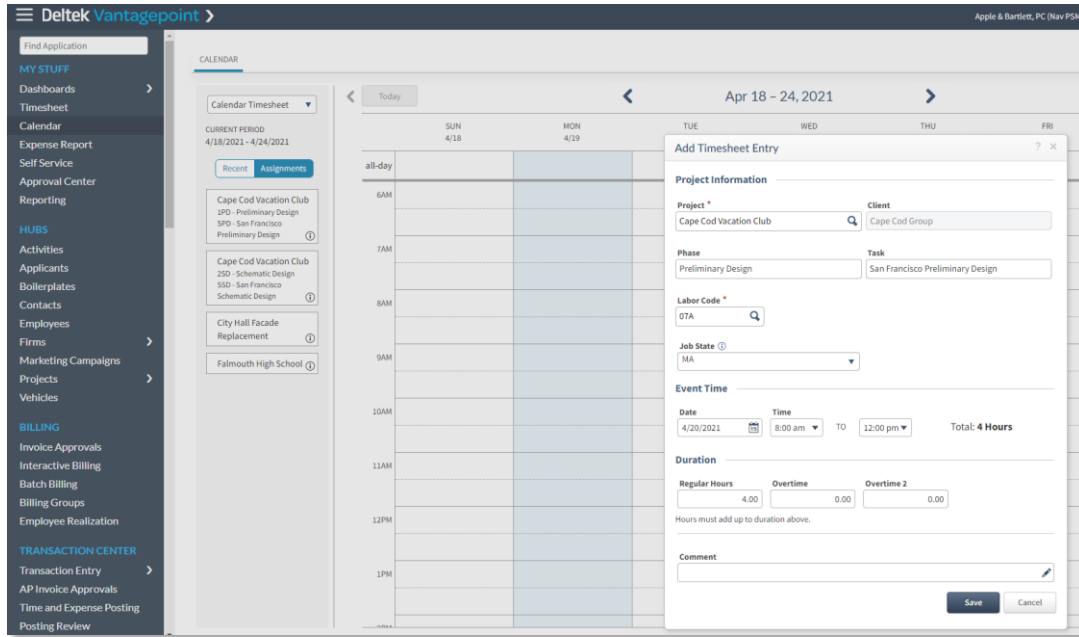
An "Approved" modal window is open, showing the following details:

- Step: PM Line Approval - 550
- Assigned: 10/18/2018
- Due: 10/19/2018
- Assigned Approver: Grace Cohen, AIA
- Responsibility: Project Manager
- Action Taken: None
- Date: 10/18/2018
- Carrie Cruz
- Responsibility: Project Manager
- Action Taken: None
- Date: 11/01/1960

The main table below the modal shows the following data:

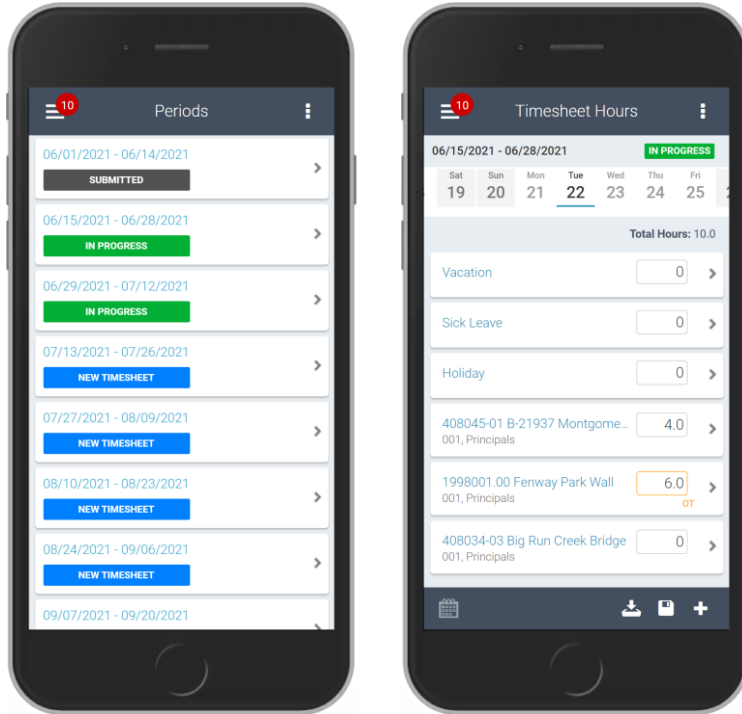
LINE STATUS	DATE *	CATEGORY	DESCRIPTION	PROJECT *	PROJECT	TASK NAME	ACCOUNT *	AMOUNT
✓	10/10/2018	Travel - [All Groups]	Airfare - Atlanta	103248-13	Pelican			
✓	10/16/2018	Travel - [All Groups]	Airfare - Dallas	106322-02	West Sig			521.00
✓	10/23/2018	Travel - [All Groups]	Airfare - San Diego	108117-02	Fountain Green			521.00
							TOTAL EXPENSES	1,783.84
							COMPANY PAID	
							TOTAL DUE (USD)	1,783.84

Easier Time Entry for All Users



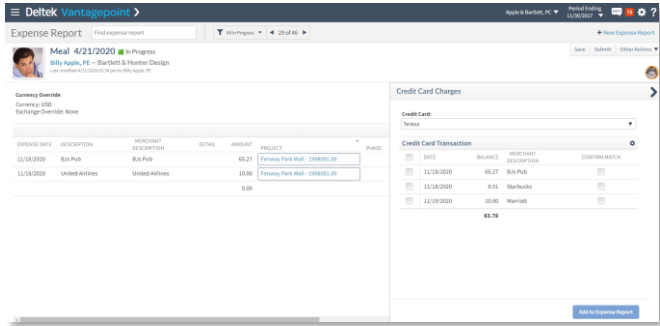
- » Calendar Timesheet entry
 - » Employees can drag and drop recent projects or projects currently planned to create new Timesheet Entry
 - » Create timesheet record from activity
 - » Validations honored

Easier Time Entry for All Users

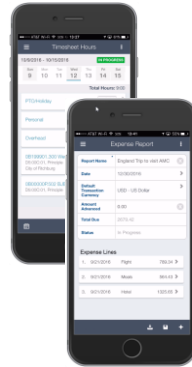


- » More intuitive with less clicks
- » Start and end times
- » Approvals
- » Biometric authentication with fingerprint or face recognition to login
- » View all timesheets needing approval

Streamlined Expense Entry



Accurate Expense Entry
plus Credit Card
Matching



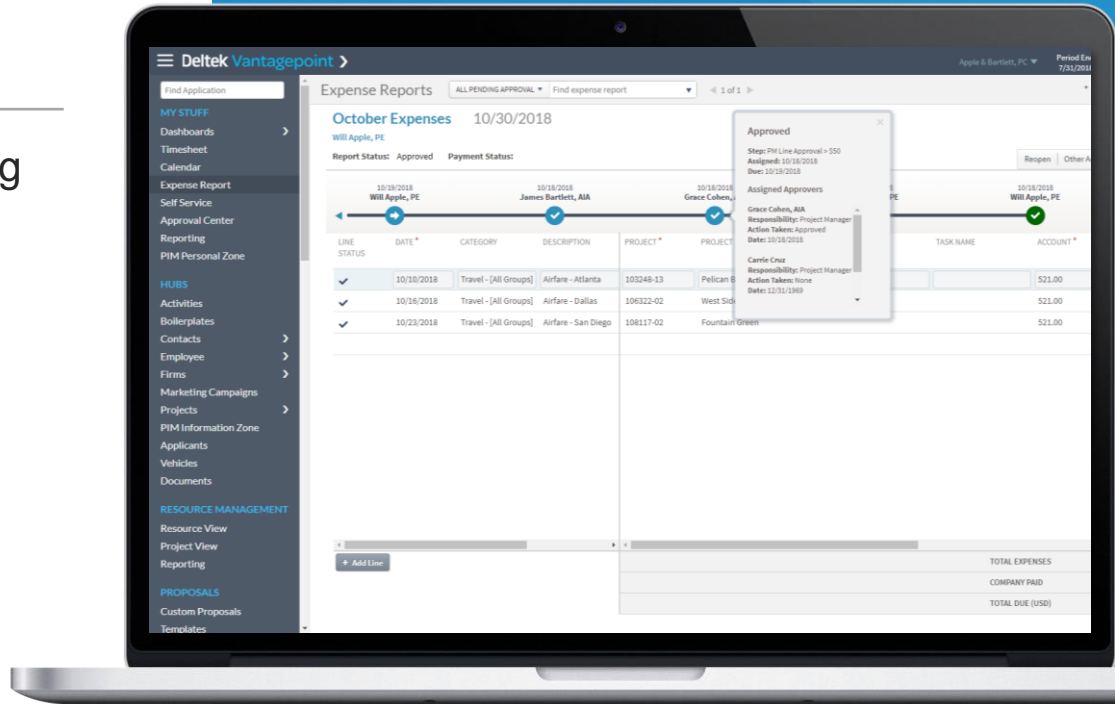
Improved
Mobile
Experience



Intelligent Character
Recognition

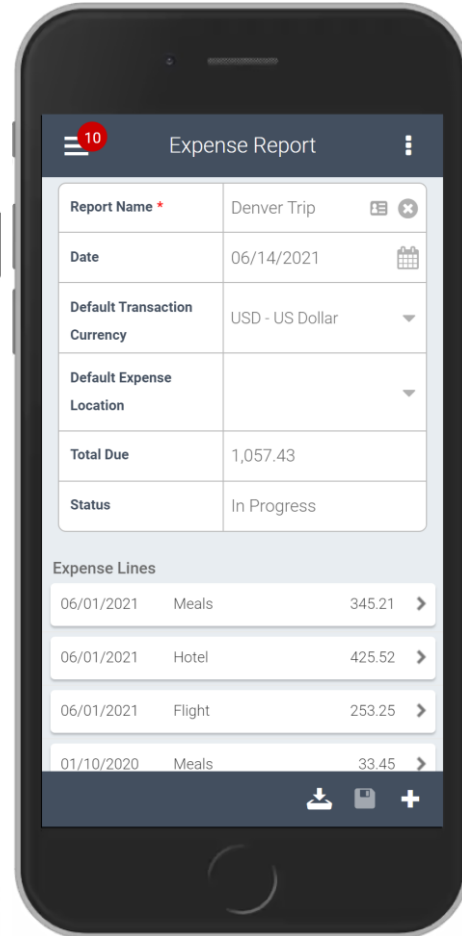
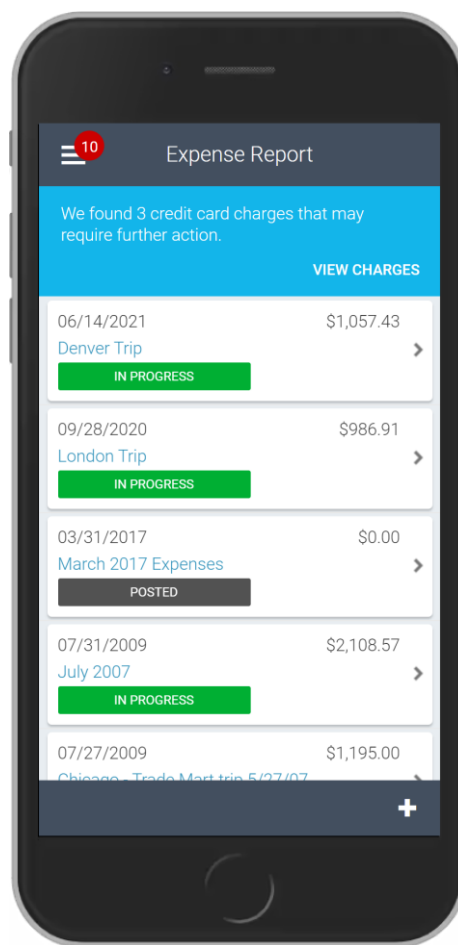
Streamlined Expense Entry

- » Clear approval timeline displaying where the expense report sits in approval process
- » Automatically match credit card charges with expense items
- » Expense category support for default account associated with promotional projects
- » Utilize expense location to aid in accurate tax input on expense reports



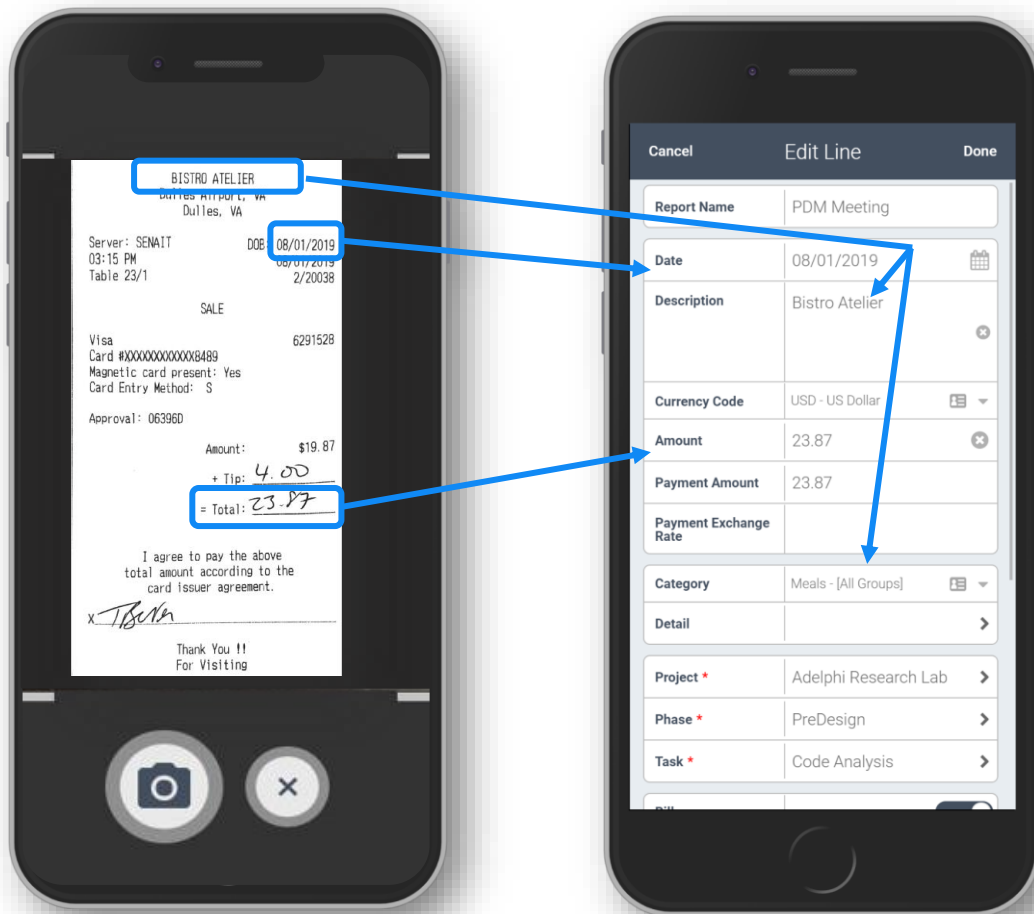
Streamlined Mobile Expense Entry

- » Matching credit card charges with expense items and/or receipt records
- » Biometric authentication with fingerprint or face recognition to login
- » Auto add expense line to streamline new expense report
- » Usability improvements including easier entry of dates and memo fields

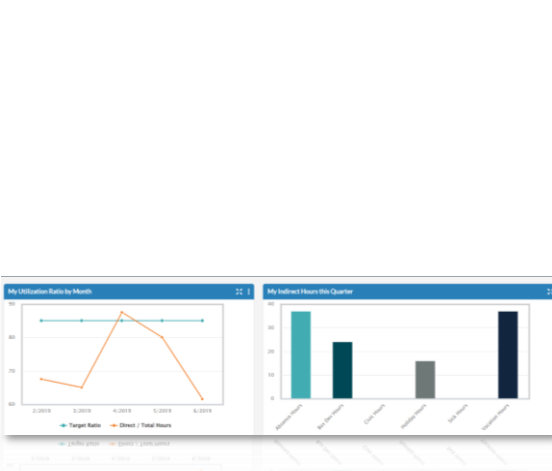


Streamlined Mobile Expense Entry

- » ICR = Intelligent Character Recognition
 - » Reads text from images, and translates to data to populate fields
 - » Utilizes machine learning to get “smarter” over time
- » Populate and start an expense report from a receipt using ICR



Dashboards Provide Clear Visibility to All Employees



My Utilization

The 'My Upcoming Assignments' dashboard shows a forecast range of 6 months beginning January 2022. It includes a table with columns for LEVEL, 2022 (1/1 - 1/31, 2/1 - 2/28, 3/1 - 3/31, 4/1 - 4/30, 5/1 - 5/31, 6/1 - 6/30), and AI. The table lists various assignments and their utilization percentages.

LEVEL	2022 1/1 - 1/31	2022 2/1 - 2/28	2022 3/1 - 3/31	2022 4/1 - 4/30	2022 5/1 - 5/31	2022 6/1 - 6/30	AI
Totals	9%	9%	17%	9%	6%	0%	
▼ Adelphi Research Lab	15	14	17	15	11		
▼ PreDesign	15	14	17	15	11		
Code Analysis	15	14	17	15	11		
▼ DG Elementary				88			
▼ Design Development - New				88			
▼ Engineering Tasks				88			
Design / Principal				88			

My Assignments

The 'My Active Projects - DEFAULT' dashboard shows a list of projects with columns for PROJECT NUMBER & NAME, CLIENT NAME, PROJECT MANAGER NAME, and START DATE. Below the list is a section for 'My Activities' with columns for DATE, SUBJECT, CONTACT (PROJECT), NOTES, and COMPLETED.

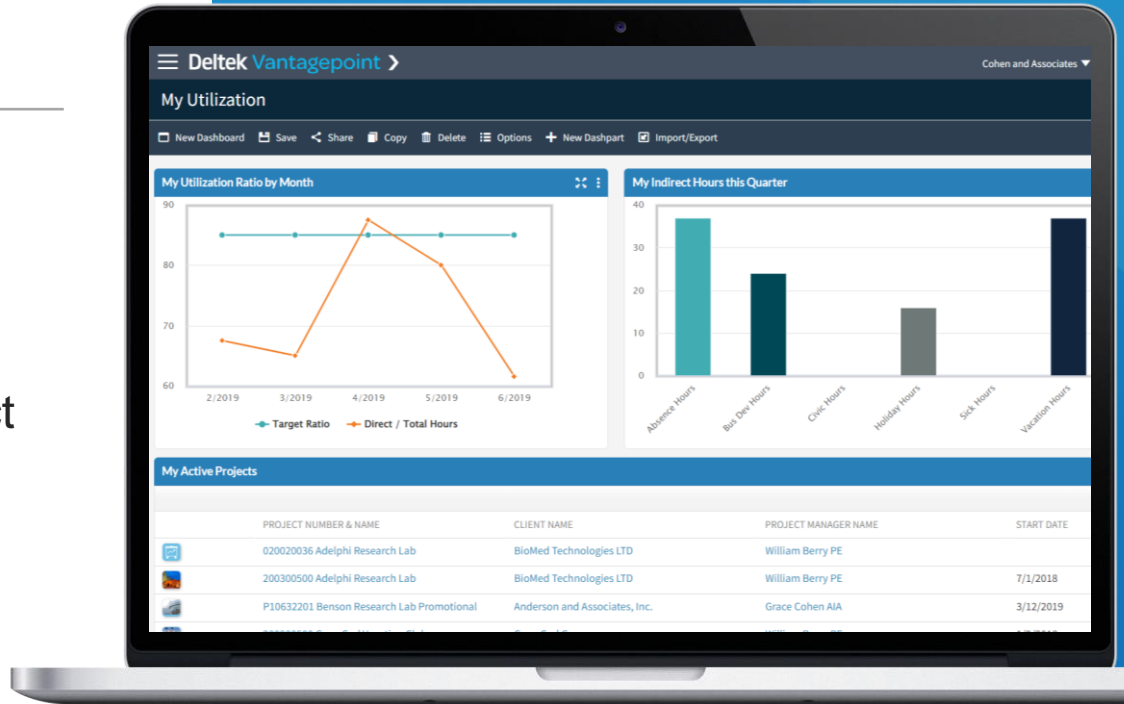
PROJECT NUMBER & NAME	CLIENT NAME	PROJECT MANAGER NAME	START DATE
IP20190801 2019Promo	Anderson and Associates, Inc.		
030322014 4 Season's Creative Learning Ce	Calvert County Schools	Alexander Dane AIA	5/24/2018
199000500 ABC Plaza Study	Atlantic Research Corporation	Ann Johnson	4/6/2020
02060502 Acme Building 3	Machado Garcia Serna Publicidad, Inc.	Lance Hicks AIA	4/1/2022
020000106 Adelphi Research Lab	RiskRed Technologies LTD.	William Berry PE	

DATE	SUBJECT	CONTACT (PROJECT)	NOTES	COMPLETED
2/10/2023 01:30 pm	Company All Hands Meeting	Adella Cho Adelphi Research Lab		<input checked="" type="checkbox"/>
2/10/2023 02:00 pm	One on One Meeting	Dinesh Shekh		<input checked="" type="checkbox"/>
	Phone Call			<input type="checkbox"/>

My Projects/ My Activities

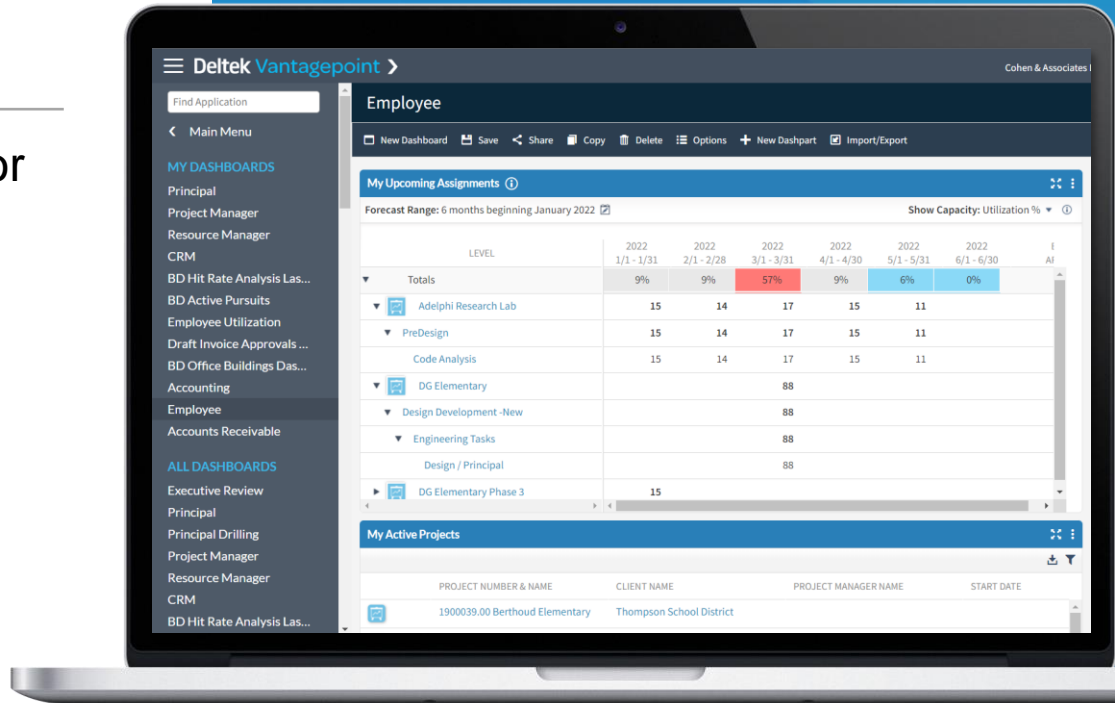
Dashboard: My Utilization

- » Dashboard provide clear visibility into individual's past utilization ratios
- » Employees can easily understand analysis of indirect hours impacting utilization ratios



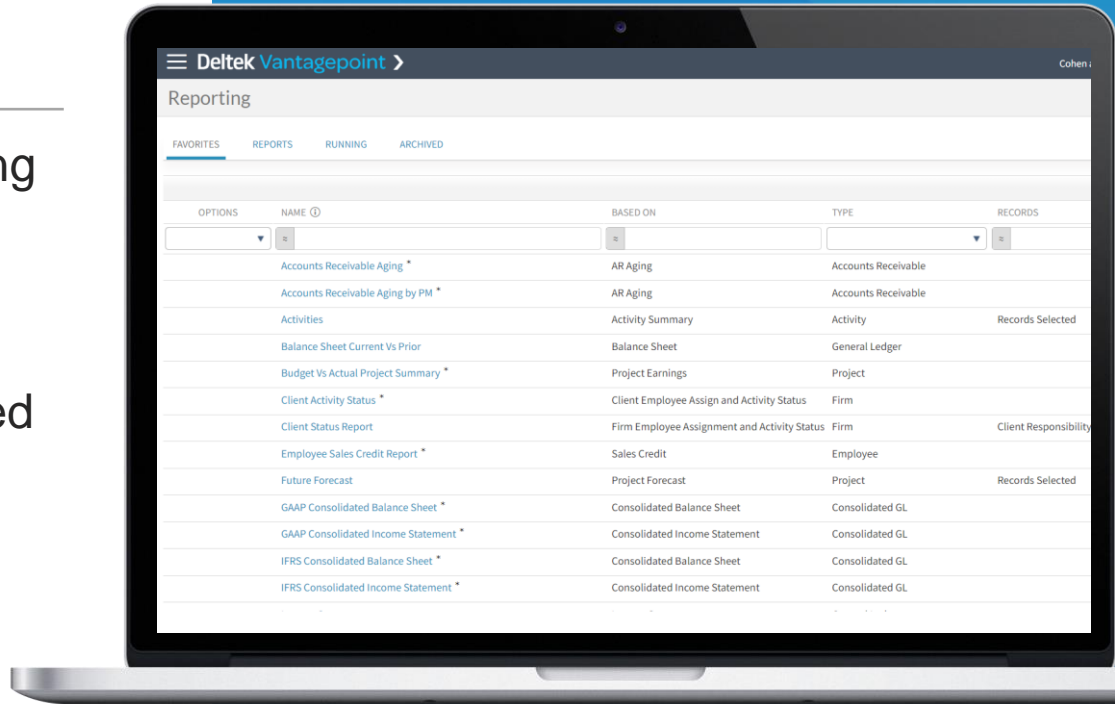
Dashboard: My Assignments

- » Billable staff can easily monitor upcoming tasks and which projects they are currently planned in the weeks and months ahead



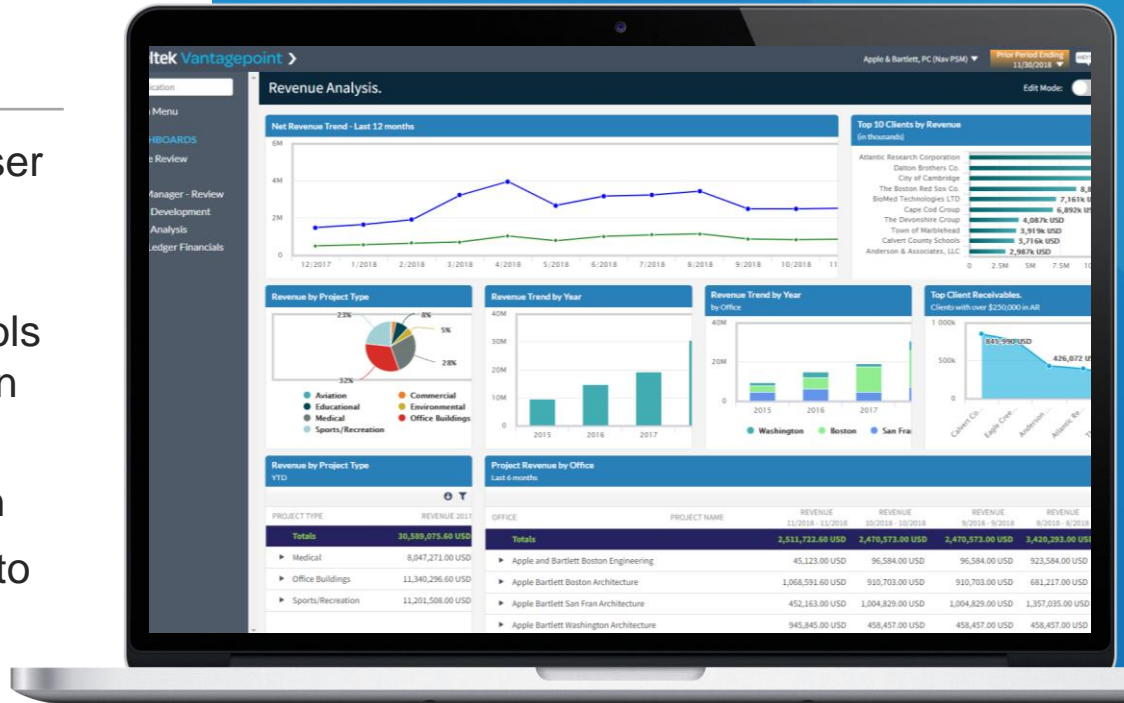
Reporting Favorites

- » Easier to build reports including defining the right data and format
- » Users can easily focus on running favorite reports created by them or their administrator



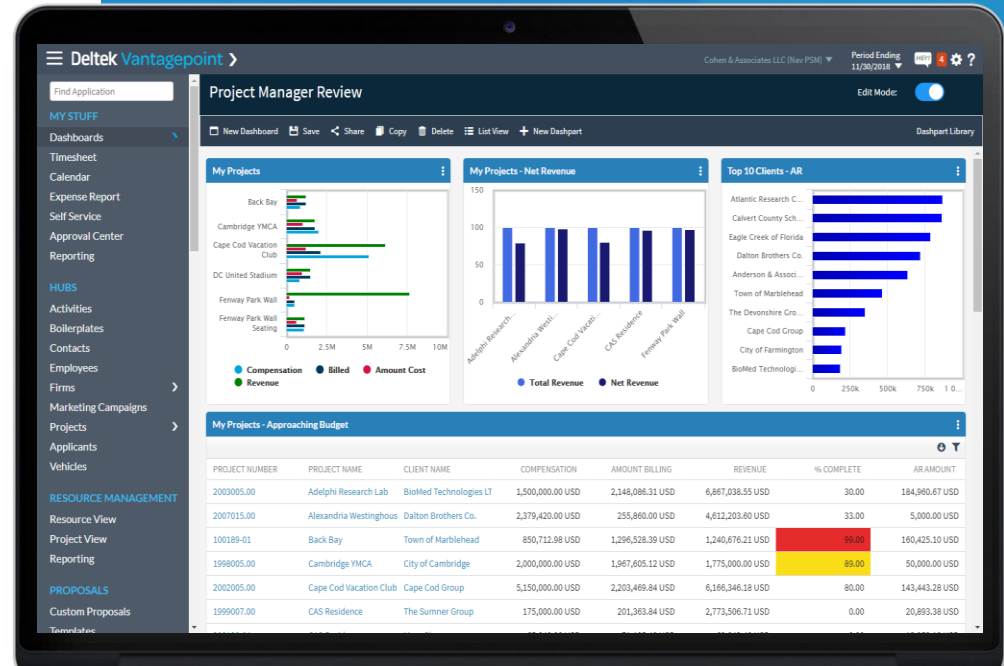
Recap

- » Modern interface with focus on user experience provides delightful experience for user
- » Easy timesheet entry provides tools for accurate and timely completion
- » Intelligent character recognition automate expense report creation
- » Dashboards provide clear visible to all users



Vantagepoint Commitment

- » Strong roadmap; solid strategy
- » Vantagepoint will be unmatched in the market
- » In totality, there is not a better product out there, purpose-built for your industry
- » We are committed to you, your businesses and your industry
- » All organizations will benefit from the value Vantagepoint brings
- » Vantagepoint is an evolution that will help future-proof your business



Deltek.

Thank You!

vantagepoint@deltek.com

